

Introduction of Ariba Network

SAP Ariba
Supplier Management Department

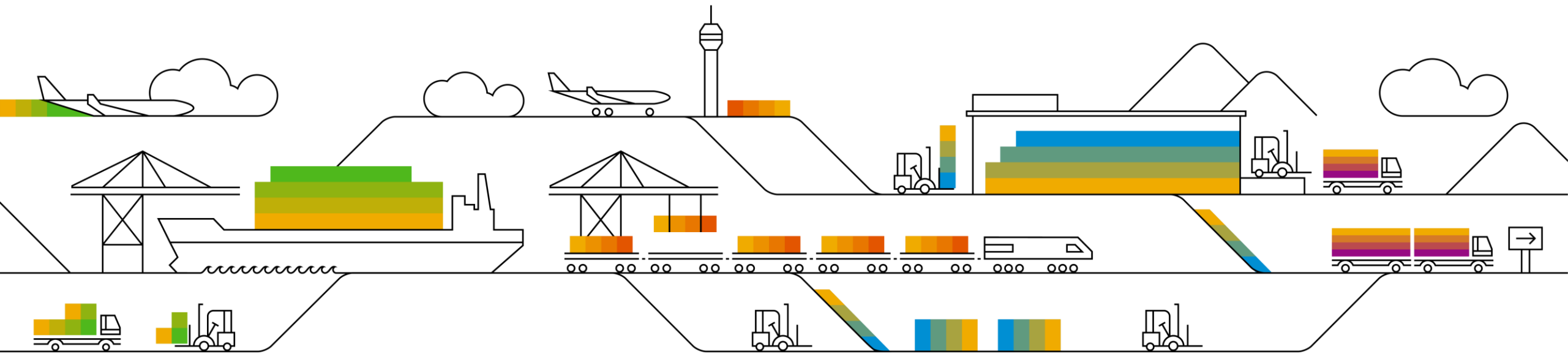
PUBLIC

Table of Contents

- Introductory Session - Introduction of SAP Ariba
- Information on Registration of Ariba Network
- User Settings
- Support and Contact Information
- Supplementary Materials - Supplier Fee Schedule

Introductory Session

(Corporate Information)



Introduction of SAP Ariba

Our company is growing as a pioneer in spend management and evolving further as the SAP Group

As an industry leader in the electronic procurement/purchasing areas, our company is a global company growing further as a pioneer in the “spend management (payment management)” area. Our company is putting the cutting-edge technologies to full use and providing our solutions globally to organizations including 50% of large size companies worldwide.

SAP Ariba joined the SAP Group in 2013

Nihon Ariba Japan

- Foundation: 1999, Capital: 70 million yen (100% owned by Ariba Inc.)
- Address: SAP Japan Building, 1-6-4 Kojimachi, Chiyoda-ku, Tokyo
- URL: <http://www.ariba.co.jp>

Ariba Inc. (Headquarters U.S.A)

- Foundation: 1996
- Address: 910 Hermosa Court Sunnyvale, Ca 94085 U.S.A
- URL: <http://www.ariba.com>



SAP Ariba System Overview (actual results on a global basis)

SAP Ariba is the world's largest purchasing system that manages from procurement, purchasing to supplier company management.



3.9 M companies

Number of trading companies



190+ countries

Number of countries participating in trading



1.5 Trillion \$

B2B transaction amount per year



21 languages

Number of languages supported



172 currencies

Number of currencies supported



26 M p.o.

Number of purchase orders processed per year



15.7 M people

Number of users



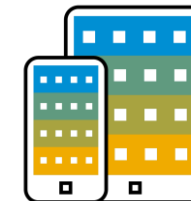
10 companies/1 min

Speed of a company's joining the network



0.17M catalogs

Number of catalogs registered



Advantages for Clients

**Find buyers
with
purchasing
willingness**

- **Increase sales from existing customers**
- **Find new customers**
- **Increase sales from new business**

**Accelerate sales
cycles**

- **Easy to find information**
 - It stores the history of trading details electronically and therefore is easy to search and refer
- **Reflect the latest information soon**
 - Users can electronically receive quotations and check their situations real time
 - It realizes efficient and highly secured electronic commerce

**Improve
customer
retention rates**

- **Increase customer retention rates**
- **Keep high contract renewal rates**

What Ariba Network is

To use Ariba Network for implementing purchasing transactions, both buyer companies and client companies are required to participate in Ariba Network.

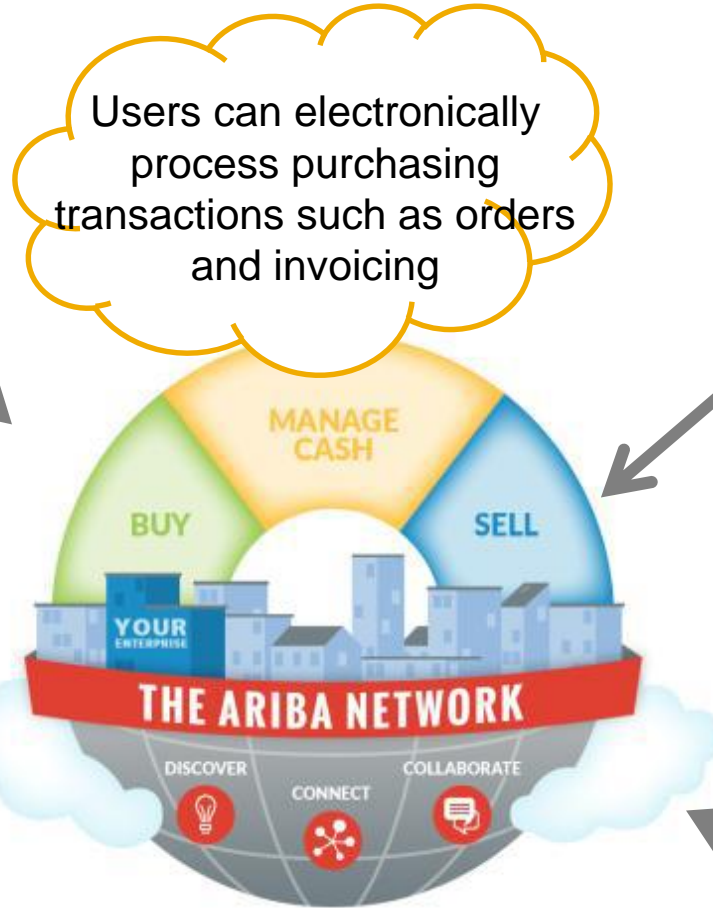
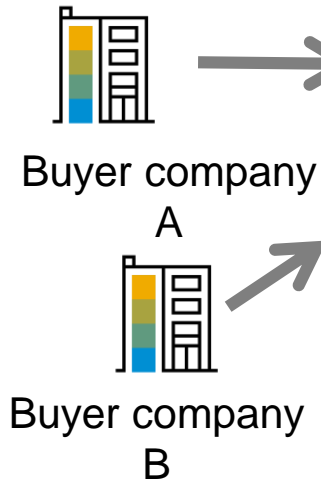


Buyer companies

A buyer company participates in Ariba Network and transacts with your company.



A buyer company can also transact with other buyer companies which are participating in Ariba Network.



Client companies

Your company participates in Ariba Network.

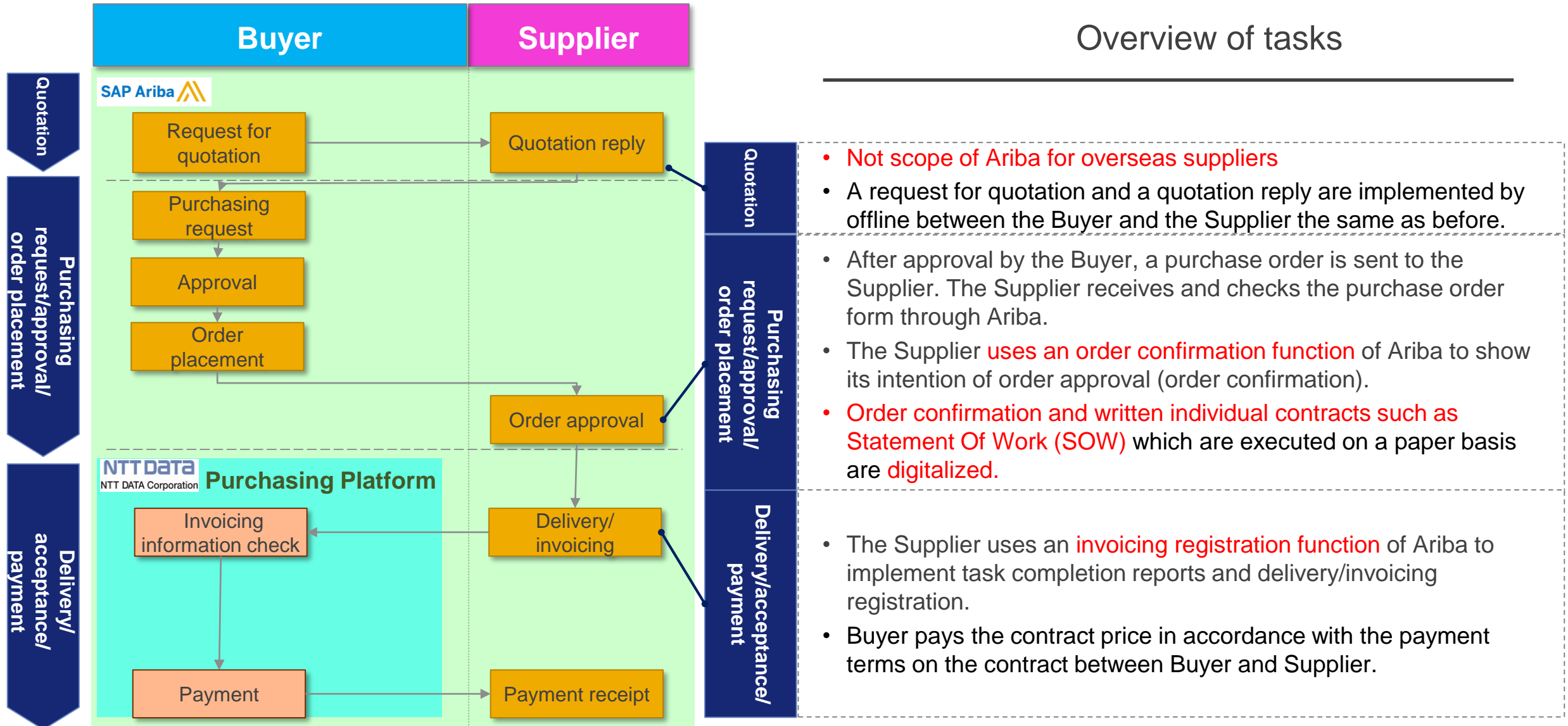


Other clients also participate in Ariba Network.



Purchasing Transaction Image through Ariba Network (Typical Transaction)

Overview of tasks

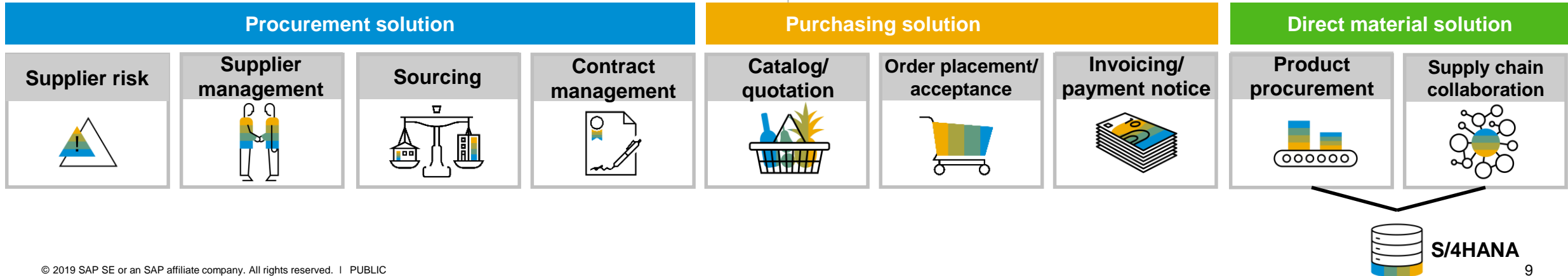


- **Not scope of Ariba for overseas suppliers**
- A request for quotation and a quotation reply are implemented by offline between the Buyer and the Supplier the same as before.
- After approval by the Buyer, a purchase order is sent to the Supplier. The Supplier receives and checks the purchase order form through Ariba.
- The Supplier **uses an order confirmation function** of Ariba to show its intention of order approval (order confirmation).
- **Order confirmation and written individual contracts such as Statement Of Work (SOW)** which are executed on a paper basis are **digitalized**.
- The Supplier uses an **invoicing registration function** of Ariba to implement task completion reports and delivery/invoicing registration.
- Buyer pays the contract price in accordance with the payment terms on the contract between Buyer and Supplier.

SAP Ariba Overall Solution Image



Application on a buyer side



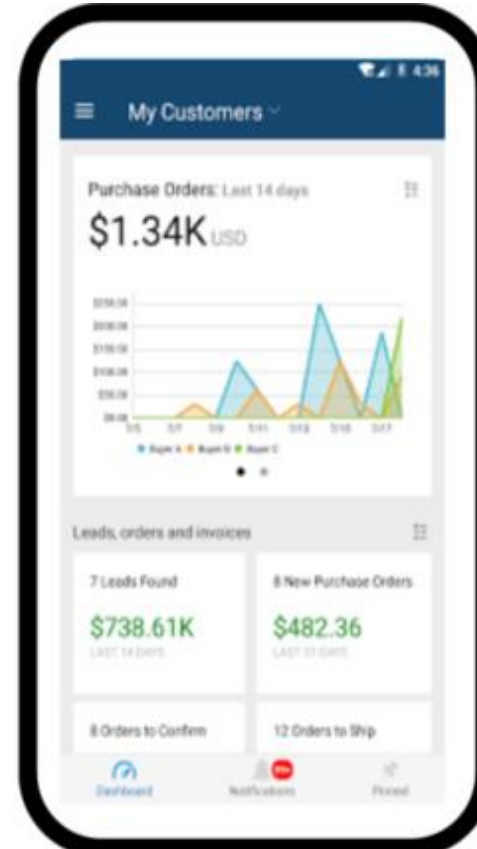
SAP Ariba Smart Device Application

This application provides network access at anytime from anywhere

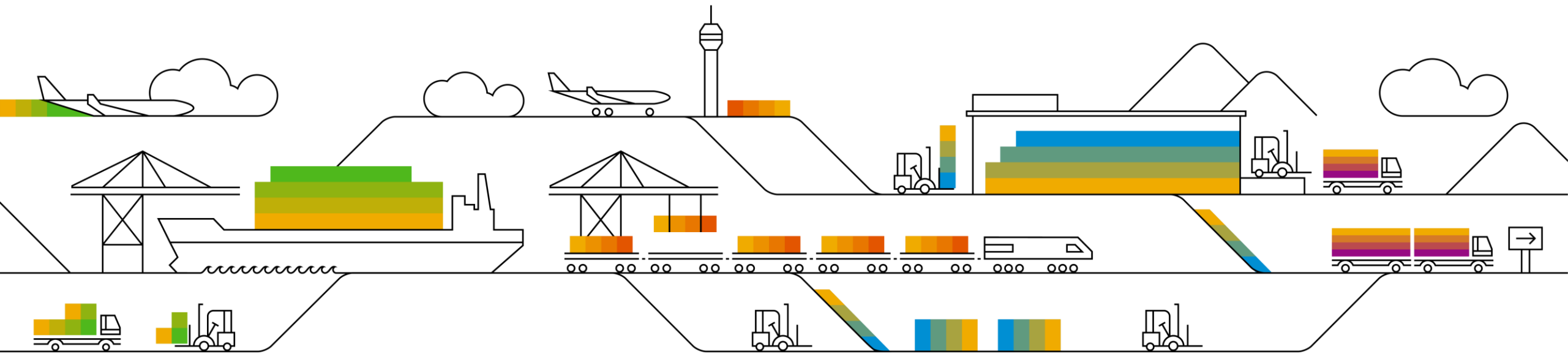
- Check orders
- Trace existing orders
- Access user communities



This application is available on Apple iTunes App Store or Google Play



Information on Registration of Ariba Network



Necessary Conditions for Registration of Ariba Network

Network environment

- ◆ Any environment that enables access to the Internet

* It is unnecessary to prepare special software, etc.

E-mail receipt environment

- ◆ Any environment that enables receipt of e-mails from the domains below:

Domains:

- ○○○○@ariba.com
- ○○○○@ansmtp.ariba.com
- ○○○○@sap.com

- * Check if settings allow you to receive e-mails in HTML format.
- * Pay attention that e-mails are not misclassified as spam.
- * If using filtering, whitelist these domains.

Support/e-mail server encryption protocols

- ◆ TLS 1.1 / 1.2

Support/browsers

- ◆ As we would like you to know the latest information, access the website below:

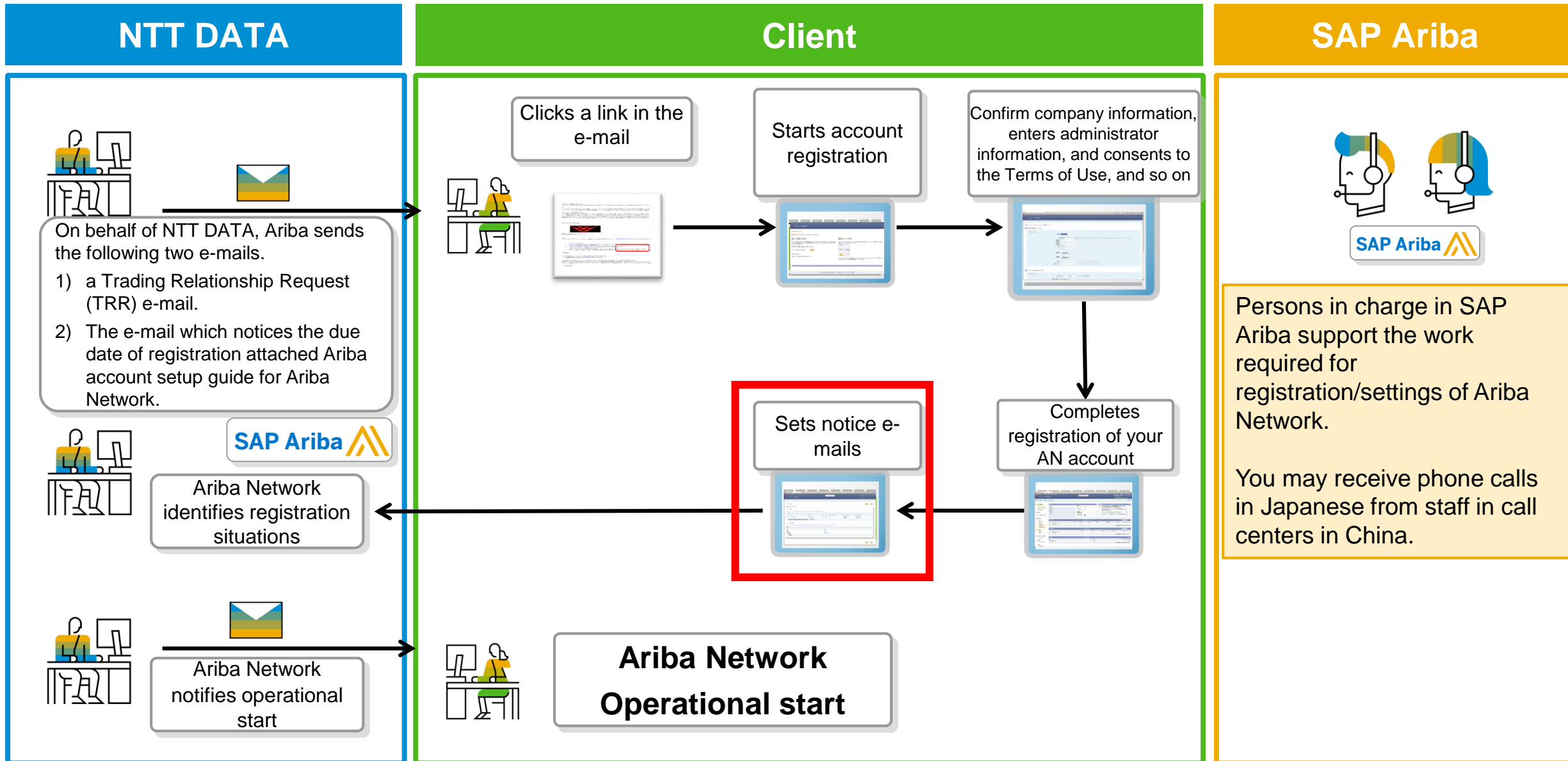
<https://supplier.ariba.com>

Then, click the lower-left “**Supported Browsers and Plugins**” to check a list of browsers being supported.

Browser settings

- ◆ Before you log in SAP Ariba products, you are required to set the permission to access cookies from “ariba.com” on the “privacy settings” of your browser.

Flow from Registration to Operational Start




Procedures for Registration of Ariba Network

(1) Trading Relationship Request (TRR) E-Mail

Sender: NTT DATA <ordersender-prod@ansmtp.ariba.com>

Subject: “Request for approval:
Accept a Trading Relationship Request from NTT DATA on Ariba Network”



When you click the “Accept your customer's trading relationship request,” a registration start screen appears.

Matters to note:

If you do not receive the invitation e-mail, **check if the e-mail is misclassified as spam in an e-mail box.**

Procedures for Registration of Ariba Network

(2) Registration Start Screen

The screenshot shows the Ariba Network registration start screen. At the top left is the SAP Ariba Network logo. Below it, the text reads "Welcome to Ariba® Network". A light blue banner contains the message: "NTT DATA has invited you to join Ariba Network." The screen is divided into two main sections: "New User" and "Existing User".

New User Section: It contains the text: "Are you new to the Ariba Network? If you do not have an account and would like to participate, click **Register Now**. By signing up with the Ariba Network, you will establish a trading relationship with your requesting customer. Your new account will also be visible to other buying organizations on the Ariba Network." Below this, it says "You can view additional information about your customer in the [Information Portal](#)". There are two buttons: "Register Now" (highlighted in red) and "Search your company". A link "I have further questions for my requesting customer" is also present.

Existing User Section: It contains the text: "If you already have an Ariba Commerce Cloud or Ariba Discovery account, enter your existing username and password and click **Confirm** to log in to the Ariba Network." Below this are input fields for "Username:" and "Password:", a "Forgot Password?" link, and a "Confirm" button (highlighted in red). A note at the bottom states: "When you confirm your existing username and password, Ariba will send a notification to your requesting customer, informing them that you are an Ariba Network account and that you have accepted their trading relationship request."

Callouts: Two blue callout boxes provide instructions. The first points to the "Register Now" button and says: "If you are a new user, click the 'Register' to register necessary information." The second points to the "Confirm" button and says: "If you have an ANID, log in Ariba Network on this screen. By doing so, you can connect trading relationships with buyer companies."

Procedures for Registration of Ariba Network The items with the mark * are required entry items

(3) Entry of Company Information

(4) Entry of Account Administrator Information and Consent to Terms of Use

The company name/address recognized by NTT DATA are displayed as they are. Correct if you find any errors in address information.

Enter information in one-byte alphanumeric characters in each item with the indication (one-byte alphanumeric characters).

Register Register Cancel

Company information

* Indicates a required field

Company Name:*

Country:*

Address:*

Postal Code:*

City:*

State:*

If your company has more than one office, enter the main office address. You can enter more addresses such as your shipping address, billing address or other addresses later in your company profile.

User account information

* Indicates a required field

Name: SAP Ariba Privacy Statement

Email:

Use my email as my username

Username:

Password:

Language:

Tell us more about your business ▶

Ariba will make your company profile, which includes the basic company information, available for new business opportunities to other companies. If you want to hide your company profile, you can do so anytime by editing the profile visibility settings on the Company Profile page after you have finished your registration. By clicking the Register button, you expressly acknowledge and give consent to Ariba for your data entered into this system (including your personal data, SAP Ariba data, and data from other systems, in accordance with the Ariba Privacy Statement, the Terms of Use, and applicable law.

You have the right to access and modify your personal data from within the application, by contacting the Ariba administrator. This consent shall be in effect from the moment it has been granted and may be revoked by prior written notice to the Russian Federation. You also expressly confirm that any of your personal data entered or modified in the system has organization in a separate data repository residing within the Russian federation.

I have read and agree to the Terms of Use

I have read and agree to the SAP Ariba Privacy Statement

Register Cancel

Check the name/e-mail address you entered.

- Generally, an e-mail address of an account administrator is used as a username. This information is used as a username for logging in Ariba Network.
- It is necessary to specify the text string of numbers and alphabets (at least eight characters).

Read the “Terms of Use” and the “Privacy Statement for SAP Ariba.” If you consent to their content, checkmark a box and then click the “Register” button. This consent is an alternative to a contract with your company.

Completion of Registration of Ariba Network

Email Address Confirmation

Thank you for confirming your new email address on Ariba. Your email address **se.japan@sap.com** is now updated.

- ✓ Your email address **se.japan@sap.com** has been verified.
- ✓ Your Ariba username **se.japan-191215@sap.com** has been activated.

Complete Your Company Profile Now

15%

- Add company contacts to ensure your trading partners can contact you.
- Add marketing and financial details to help new trading partners find you.
- View additional company profile recommendations in the completeness meter.

Completing your company profile enables buying organizations to locate your company when searching for suppliers by commodity, industry, sales territory, or other criteria.

Buyers use your company profile to evaluate your capabilities.

Ariba uses information in your company profile to automatically match your capabilities with new opportunities.

Click the “Complete my Company Profile later.”

Complete my Company Profile later Go to my Company Profile

This indicator shows 15% of profile completeness. However, it is no problem for transactions with NTT DATA.

SAP Ariba

Welcome to the Ariba Commerce Cloud

Your registration process on the Ariba Commerce Cloud for Test KK is now complete.

Your organization's account ID: **AN01483**

Your username: **se.japan-191215@sap.com**

As the account administrator for this account, make sure to store this information in a secure place. Do not share this information.

You can immediately perform administrative and configuration tasks. After completing your company profile, if account administration responsibilities are more in line with account administration, you can transfer the administrator role at any time to another user.

After completing the account registration process, you receive a registration completion e-mail from “Ariba Commerce Cloud.” Please store the e-mail.

SAP Ariba Network Enterprise Account

What is your primary business role in your company? Selecting a role will help us provide you with a better experience. You can change your business role at any time on the My Account page.

- Accounts Receivables
- Business Owner
- Customer Service
- E-Commerce
- Field Services
- Finance
- Information Technology
- Marketing
- Order Management
- Sales

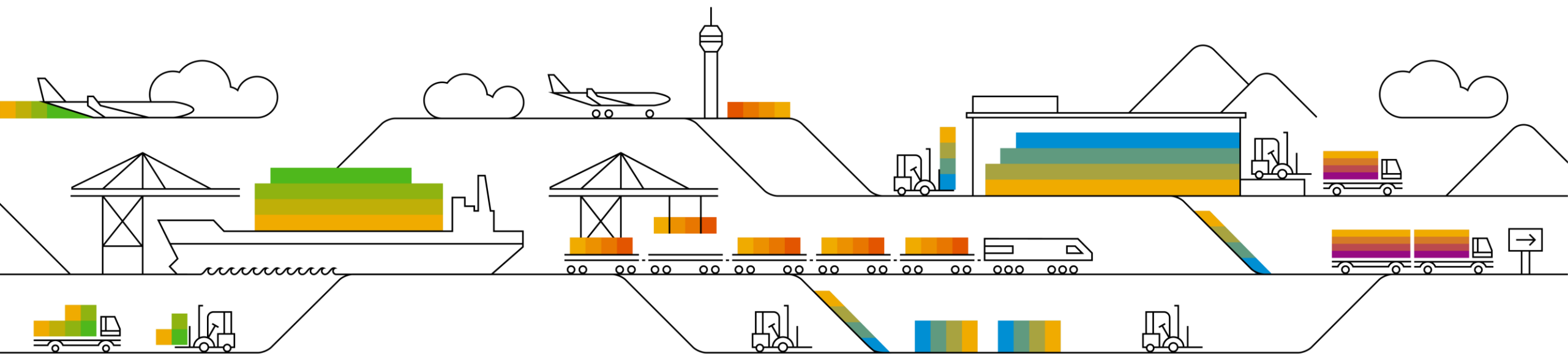
Continue to the Ariba Network

The screen transfers to a screen for selecting roles in tasks. After selecting roles and clicking the lowermost “Continue to the Ariba Network,” the Ariba Network Home Screen appears.

<How to log in Ariba Network after completion of registration>

- (1) Access the following URL: <https://supplier.ariba.com>
- (2) Enter the registered “Username” and “Password”
- (3) “Log in”

User Settings



Roles of an Account Administrator

Account administrator (one personnel)

- A recipient of a Trading Relationship Request e-mail (invitation e-mail) is an account administrator in your company.
- The main roles of an account administrator are to set the followings:
 1. Company information (such as a company name and address)
 2. Management of users and roles
 3. Address for sending notice mails
- You can change an account administrator later.

Users (up to 2,000 persons)

- A user is a person in charge of quotations, orders and invoicing.
- Each user can have its own login ID and password.
- To enable users to receive order receipt notice e-mails, it is necessary to set notice e-mails.

* See the “e-mail address settings” in the “Account Registration Guide” to be sent later.

Ariba Network Account Administrator

- If it is necessary to have several user IDs, a client can create additional users.

(1) Create roles

An account administrator selects authorization required for tasks and creates roles.

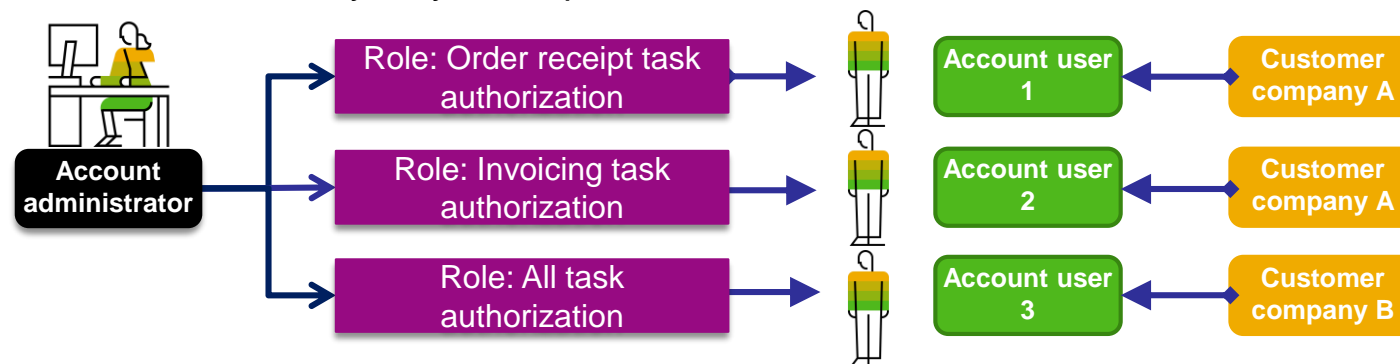
<Example>

Role type	Authorization description
1. Order receipt task authorization	Can conduct only the tasks to check purchase orders and confirm orders
2. Invoicing task authorization	Can register invoices
3. All task authorization	Can conduct all tasks

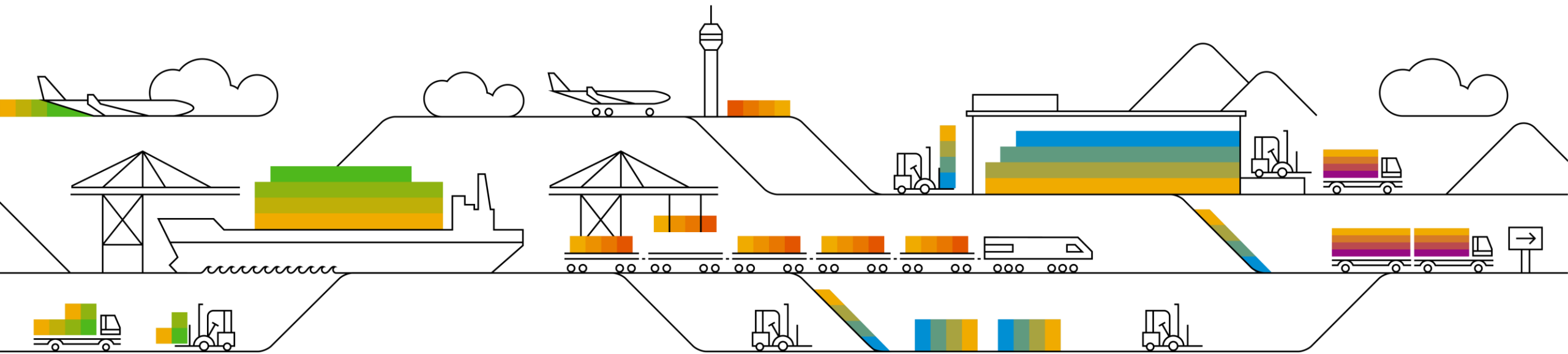
(2) Create users and allocate roles

An account administrator creates users and allocates roles required for tasks of each user.

* A client can control authorization freely. Buyer companies will not control it.



Support and Contact Information



Supplier Information Portal

Location for Storing Various Materials Prepared by NTT DATA for Clients


Account administrator interface showing navigation options. The 'Settings' option is highlighted with a red box. A yellow arrow points from the 'Settings' option to the 'Customer Relationships' table row in the adjacent screenshot.

On the “Supplier Information Portal,” you can see information specific to a customer and the materials and other information for account settings.

Click the account administrator’s icon at the top-right section on your Home tab. Go to ‘Settings’ then click on “Customer Relationships”

The link to the Supplier Information Portal appears on the right side of the corporate name of NTT DATA with which you have a trading relationship currently.

After registering Ariba Network, check the information stored on this site firstly

<input type="checkbox"/>	Customer	Network ID	Relationship Type	Approved Date	Supplier Information Portal	Routing Type	Actions
<input type="checkbox"/>	NTT DATA	AN01412508927	Trading	13 May 2020		Default	Actions ▾
↳	<input type="button" value="Reject"/>						

Supplier Information Portal of NTT DATA

Portal Content Reference Documents Transaction Rules

Welcome to NTT DATA Information Portal

You can access to NTT DATA's Supplier Information Portal from [here](#).

Support Structure and Contact Information

NTT DATA

Inquiry items

- Questions about overall electronic procurement
- Rules and procedures, etc. for business purchasing transactions
- Tasks/operation

[Example] When purchase orders will be sent through Ariba Network?
Whether or not is it necessary to create invoices? We would like to request changes in the content of a purchase order ,etc.

Contact information

Main e-mail address

E-mail:

cobuyoverseassup@am.nttdata.co.jp

SAP Ariba Ariba Network during registration procedures

- Questions about registration procedures
 - Procedures for registering Ariba Network
 - Initial settings such as users and authorization

SAP Ariba Supplier Management Department

E-mail:

SE.Japan@sap.com

* Write the description [NTT Data] in your e-mail subject at the time of inquiries. If you know your ANID, specify it.

SAP Ariba Ariba Network After completion of registration

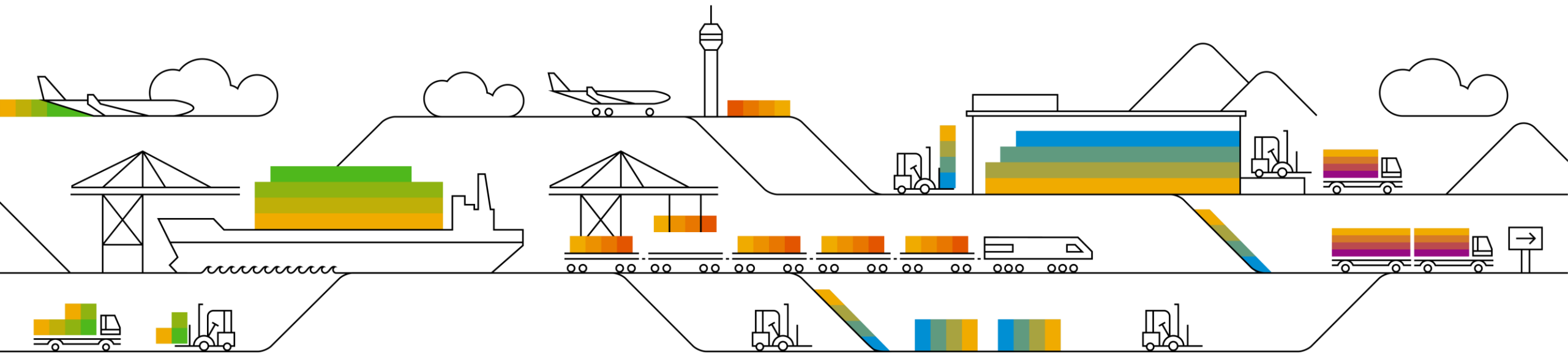
- Questions **after** registration
 - How to change various settings
 - Inquiries about passwords
 - Various operations after running the system

Global Customer Support:

Click the icon to find the appropriate support line

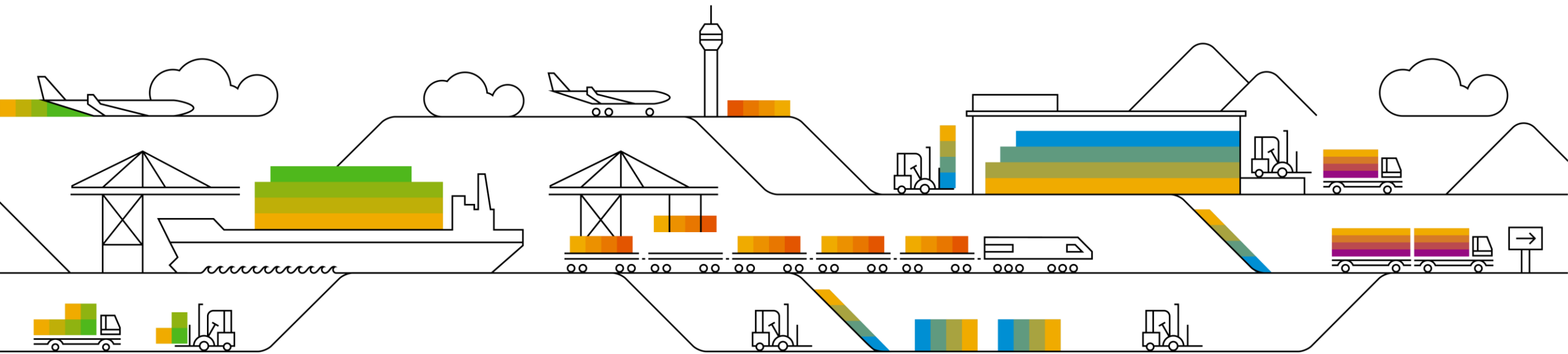


Supplementary Materials



Supplier Fee Schedule

(for billing to clients)



*** No fees will be imposed on transactions with NTT DATA**

Supplier Fee Schedule

Transaction Fees

Billed every quarter

Per-relationship fee cap: \$20,000/year

Without Service Entry Sheets

0.155% of transaction volume

With Service Entry Sheets

0.35% of transaction volume



Subscription Fees

Billed once a year

Annual Document Count Across <u>All</u> Customer Relationships	Subscription	Annual Fees
Up to 4 documents	Premium	Free
5 to 24 documents	*Bronze	\$50
25 to 99 documents or EDI/cXML usage	Silver	\$750
100 to 499 documents	Gold	\$2,250
500 and more documents	Platinum	\$5,500

*Chargeable suppliers transacting less than \$250,000 in annual financial volume will be assigned to the Bronze level irrespective of annual document count

Fee Threshold

\$50,000 and 5 Documents

Suppliers who do not cross the Fee Threshold will not be charged fees

*** No fees will be imposed on transactions with NTT DATA**

Calculating Supplier Fees

Transaction Fees (0.155% or 0.00155 of Sales Volume)	Subscription Fees (Annual Chargeable Doc Count)	Annual Fees
$\$59k \times 0.155\% = \cancel{\$91.45}$ \$0	4 documents Premium Level \$0	\$0
$\$400k \times 0.155\% = \620	499 documents Gold Level \$2,250	\$2,870
$\$200k \times 0.155\% = \310	700 documents *Bronze Level \$50	\$360

Thank you for your attention

Follow us



www.sap.com/contactsap

© 2019 SAP SE or an SAP affiliate company. All rights reserved.

No part of this publication may be reproduced or transmitted in any form or for any purpose without the express permission of SAP SE or an SAP affiliate company.

The information contained herein may be changed without prior notice. Some software products marketed by SAP SE and its distributors contain proprietary software components of other software vendors. National product specifications may vary.

These materials are provided by SAP SE or an SAP affiliate company for informational purposes only, without representation or warranty of any kind, and SAP or its affiliated companies shall not be liable for errors or omissions with respect to the materials. The only warranties for SAP or SAP affiliate company products and services are those that are set forth in the express warranty statements accompanying such products and services, if any. Nothing herein should be construed as constituting an additional warranty.

In particular, SAP SE or its affiliated companies have no obligation to pursue any course of business outlined in this document or any related presentation, or to develop or release any functionality mentioned therein. This document, or any related presentation, and SAP SE's or its affiliated companies' strategy and possible future developments, products, and/or platforms, directions, and functionality are all subject to change and may be changed by SAP SE or its affiliated companies at any time for any reason without notice. The information in this document is not a commitment, promise, or legal obligation to deliver any material, code, or functionality. All forward-looking statements are subject to various risks and uncertainties that could cause actual results to differ materially from expectations. Readers are cautioned not to place undue reliance on these forward-looking statements, and they should not be relied upon in making purchasing decisions.

SAP and other SAP products and services mentioned herein as well as their respective logos are trademarks or registered trademarks of SAP SE (or an SAP affiliate company) in Germany and other countries. All other product and service names mentioned are the trademarks of their respective companies.

See www.sap.com/copyright for additional trademark information and notices.